



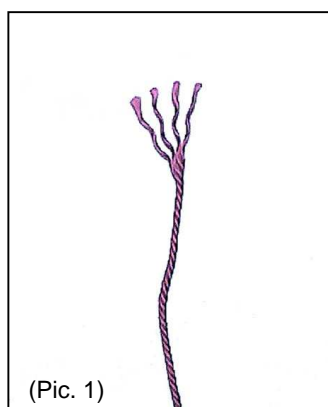
How to make threads thinner

You can make the threads thinner by pulling out one single thread of the whole strand. First you cut the threads to the right size.

Then you twirl open one end a little bit, for to see of how many single threads the strand consists (Pic. 1).

Then you pull one single thread upwards. This causes that the strand underneath thumb and forefinger gets pushed or twirled together (Pic. 2).

You have to be careful that the single thread doesn't rip. So you **alternately** push the twirled part a bit downwards and then pull the single thread upwards again until it slips out of the main strand (Pic. 3).



Then you take the twirled thread at each end in one hand and stretch it to it's full length. After that you slip over the thread with your fingers a few times so it gets smooth.

If you pull out more than one single thread, then always take one thread after another, and don't pull out two single threads at the same time.